



Adventure  
Canada

# Expeditions in Nunavik

Operational Context and Community-led Engagement

# Nunavik's Development Context

- Nunavik's remote geography shapes development options
- Expedition cruise development pathways must be seasonal, flexible, and community-led
- Marine shipping and expedition tourism are one such pathway
- Expedition tourism ≠ mass cruising



# Expedition Industry & Governance

- **Adventure Canada**
  - Canadian-owned Arctic operator
- International, Federal, Territorial, Regional and Municipal laws and regulations
- **Association of Expedition Arctic Cruise Operators (AECO)**
- Binding standards beyond regulatory minimums
- Site scheduling, visitor caps, wildlife buffers, waste rules



# International pollution rules apply (and stricter rules in Nunavik)

- Ships must treat oil residue, wastewater, and garbage onboard
- Discharge is avoided near communities and sensitive areas
- Nunavik applies a 15-nautical-mile buffer, stricter than the global 12-mile rule
- Nunavik Marine Region permits no discharge within the region



# Safety & Emergency Preparedness

- Self-reliant vessels with back up systems
- Coordination with Canadian Coast Guard / Joint Rescue Coordination Centre (JRCC)
- Consistent AECO Joint Search and Rescue table-top exercises with officials in Canada, Greenland, Iceland and Norway
- Pre-identified nearby vessels available to assist in an emergency
- Strong incident-management track record





# How Economic Benefit Flows

- Community-set service fees
- Local guides, security, community hall gatherings, boat operators
- Guest purchases: art, food, experiences
- Donations and in-kind support



# Case Study: Salluit

- Community-defined approach
- Led by local coordination, not external agents
- Income distributed across households
- Activity scaled to community capacity and preference
- Est \$55,000 of economic impact in Salluit over two visits (2024 and 2025)




# Education & Skills Pathways

- Opportunity to pursue skills-based guide training and pathways into an expedition guiding career
- Exposure to fisheries, research, and guiding careers
- Onboard researchers and knowledge exchange
- Youth see viable Arctic marine careers without leaving Nunavik



# Managing Operational Sensitivities in the context of win-win Development

- Inuit harvesting takes precedence
- Flexible scheduling and site substitution
- Visits rerouted or cancelled when conflicts arise
- Expeditions subject to rules and regulations



# Partnership & Ongoing Engagement

- Early engagement with communities and planners
- Transparent schedules and conservative growth
- Nunavik-specific marine planning
- Community voice at the centre

